

Choose Blue.

Hydrofera Blue CLASSIC

antibacterial dressings



The choice for:

Broad-spectrum
antibacterial
protection

Rapid wicking
and exudate
retention

Autolytic
debridement

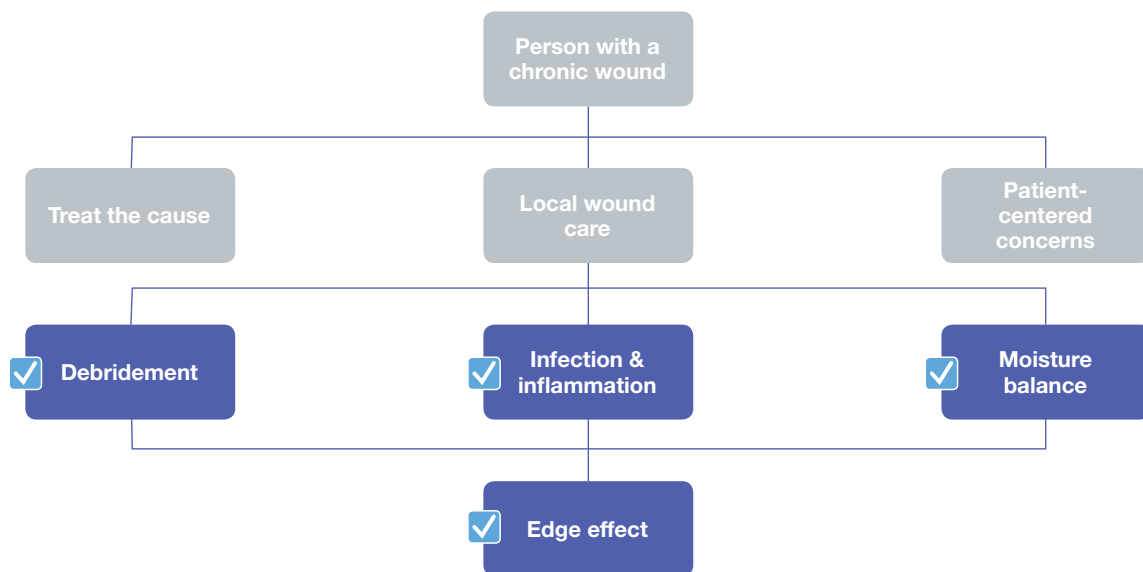
Edge effect

Hydrofera**BLUE**[®]
■■■■


Choose Hydrofera Blue CLASSIC Dressings to Address Wound Bed Preparation

Successful wound management requires management of bioburden, maintaining moisture balance and removal of devitalized tissue. Hydrofera Blue CLASSIC dressings can help all of these in a single dressing.

The Wound Bed Preparation Paradigm¹



Sibbald, Ovington, Ayello, Goodman, Elliott, 2014.¹



← **Highly absorptive, PVA micro-pore foam structure**

- Wicks and retains fluid
- Soft and flexible when moistened

← **Broad-spectrum antibacterial protection**

- Provided by gentian violet and methylene blue



Hydrate before use

All Hydrofera Blue dressings are effective against a broad spectrum of microorganisms (gram-negative, gram-positive and yeast) commonly found in wounds.²

Choose Without Compromise

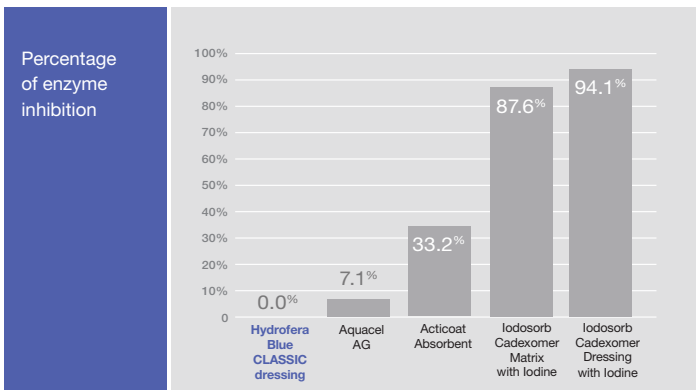
✓ Choose Blue: **Bioburden Management**

- Broad-spectrum antibacterial activity provided by two well-known organic pigments, methylene blue and gentian violet
- Non-cytotoxic
- Less expensive than many silver foam dressings⁸

✓ Choose Blue: **Autolytic Debridement**

- Multiple authors have observed autolytic debridement with use of Hydrofera Blue CLASSIC dressings.²⁻⁴
- In a porcine eschar study, a statistically significant reduction in eschar was seen when Hydrofera Blue CLASSIC dressing was used.²
These results may not be representative of effects in humans.

Hydrofera Blue CLASSIC dressings are compatible with enzymatic debriders⁵



In-vitro 24-hour digestion of collagen in Artificial Eschar Model by Collagenase²

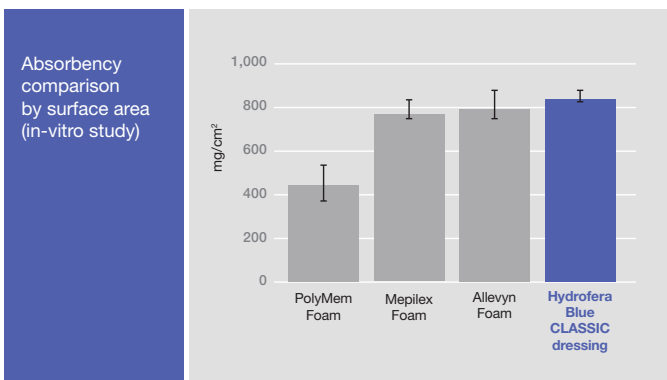
Example of devitalized tissue removed at dressing change



✓ Choose Blue: **Moisture Management**

Hydrofera Blue CLASSIC dressings' micro-pore structure is specifically designed for wound care. It maintains similar absorptency as compared to other highly absorptive dressings.

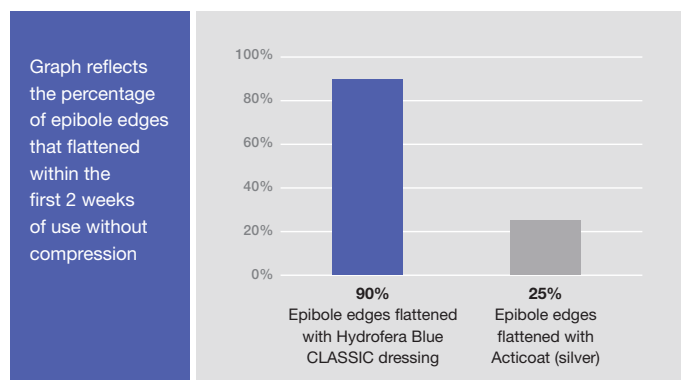
Absorbency compared to other foam dressings⁹



✓ Choose Blue: **Edge Effect**

Multiple authors have noted resolution of epibole or flattening of wound edges with use of Hydrofera Blue CLASSIC dressings^{4, 6, 7}


Hydrofera Blue CLASSIC dressing addresses edge effect¹⁰



Hydrofera Blue CLASSIC[®]



Product No	Product Size	Quantity/Box	HCPCS*
Standard Dressings			
HB2214	2" x 2" (5 cm x 5 cm)	10	A6209
HB4414	4" x 4" (10.2 cm x 10.2 cm)	10	A6209
HB4514	4" x 5" (10.2 cm x 12.7 cm)	10	A6210
HB6614	6" x 6" (15.2 cm x 15.2 cm)	10	A6210
HBT0906	9-mm Tunneling Dressing (1.2 g)	10 pair	A6215



Heavy Drainage Dressings			
HBHD4450	4" x 4" x 0.5" thick (10.2 cm x 10.2 cm x 1.2 cm)	5	A6209
HBHD6675	6" x 6" x 0.75" thick (15.2 cm x 15.2 cm x 1.9 cm)	5	A6210

Dressings With Moisture-Retentive Film

HBRF4414	4" x 4" (10.2 cm x 10.2 cm)	10	A6209
HBRF2258	2.25" x 8" (5.7 cm x 20.3 cm)	10	A6210
HBRF4475	4" x 4.75" (10.2 cm x 12 cm) Island Dressing; <i>pad size 2" x 2.75" (5 cm x 6.5 cm)</i>	10	A6212



Ostomy Dressing

HBRF2650	2.5" (6.4 cm) Diameter Ostomy Dressing	10	A6209
----------	--	----	-------

Hydrofera Blue ComfortCel[®]

NEW



HBCC4550	4" x 5" x 0.5" (10.2 cm x 12.7 cm x 1.3 cm)	5	pending
HBCC6675	6" x 6" x 0.75" (15.2 cm x 15.2 cm x 1.9 cm)	5	A6210

Hydrofera Blue READY[®]



HBRS2520	2.5" x 2.5" (6.4 cm x 6.4 cm)	10	A6209
HBRS4520	4" x 5" (10.2 cm x 12.7 cm)	10	A6210
HBRS8820	8" x 8" (20.3 cm x 20.3 cm)	10	A6211

Hydrofera Blue READY[®]-Transfer



HBRT2525	2.5" x 2.5" (6.4 cm x 6.4 cm)	10	A6209
HBRT4050	4" x 5" (10.2 cm x 12.7 cm)	10	A6210
HBRT8080	8" x 8" (20.3 cm x 20.3 cm)	10	A6211

Hydrofera Blue READY[®]-Border

NEW



HBRB4040	4" x 4" (10.2 cm x 10.2 cm)	10	A6212
HBRB5959	5.9" x 5.9" (15 cm x 15 cm)	10	A6212
HBRB6080	6" x 8" (15 cm X 20.3 cm)	10	A6213

1. Sibbald RG, Ovington L, Ayello E, Goodman L, Elliott J. Wound bed preparation 2014 update: management of critical colonization with a gentian violet and methylene blue absorbent antibacterial dressing and elevated levels of matrix metalloproteinases with an ovine collagen extracellular matrix dressing. *Advances Skin Wound Care* 2014; 27(3) s1-6. 2. Applewhite AJ, Attar P, Liden B, Stevenson Q. Gentian violet and methylene blue polyvinyl alcohol foam antibacterial dressing as a viable form of autolytic debridement in the wound bed. *Surg Technol Int*. 2015. In press. 3. Coutts PM, Ryan J, Sibbald RG. Case series of lower-extremity chronic wounds managed with an antibacterial foam dressing bound with gentian violet and methylene blue. *Adv Skin Wound Care*. 2014; 27(3 Suppl 1):9-13. 4. Edwards K. New twist on an old favorite: gentian violet and methylene blue antibacterial foam dressings. *Adv Wound Care (New Rochelle)*. 2015. In Press. 5. Shi L, Ermis R, Kiedaisch B, Carson D. The effect of various wound dressings on the activity of debriding enzymes. *Adv Skin Wound Care*. 2010;23(10):456-62. 6. Swan H, Trovella, VJ. Case study review: use of an absorbent bacteriostatic dressing for multiple indications. Poster presented at Clinical Symposium on Advances in Skin and Wound Care; September 9-11, 2011; Washington, D.C. 7. Weir, D., Blakely, M, Case Review of the clinical Use of an Antimicrobial PVA Foam Dressing. Poster presented at the Clinical Symposium on Advances in Skin and Wound Care; September 9-11, 2011, Washington, D.C. 8. Based on a January 2015 analysis of publicly available pricing of major brand non-adhesive, silver foams available on the internet as compared to the per-unit suggested retail price of Hydrofera Blue. 9. Internal data on file 10. Conwell P, Mikulski L, Tramontozzi M. A comparison of two antimicrobial dressings: a randomized prospective trial comparing PVA foam with two organic pigments to a silver based wound dressing. Poster presented at: Symposium on Advanced Wound Care, May 2-5, 2004; Lake Buena Vista, FL.*HCPCS are for reference only and subject to change.

Caution: Federal (USA) law restricts this device to sale by or on the order of a physician (or properly licensed practitioner). Prior to the use of this device be sure to read the complete information on how to use this device, including Warnings, Cautions and Instructions for Use and all other package inserts supplied with the product.

For product questions and samples, please call
Customer Service at 1-860-337-7730.

Hydrofera Dressings manufactured by:
Hydrofera, LLC, 340 Progress Drive
Manchester, CT 06042, USA

www.hydrofera.com

Hydrofera, Hydrofera Blue and Hydrofera Blue READY are registered trademarks of Hydrofera, LLC. ©2021

001-0821

MADE IN USA

Hydrofera[®]