



Hydrofera Blue. The healing circle is complete.

From onset to outcome, the Hydrofera Blue suite of wound dressings powerfully treats any type of chronic or non-healing wound.

Find natural balance in *blue.*



Hydrofera Blue

- CLASSIC®
- READY®
- READY®-Transfer
- READY-Border™

Hydrofera**BLUE**®

A Suite of Powerful Products

Hydrofera Blue® provides wound care professionals with a suite of multifaceted, intuitive, and cost-effective products for a range of wound care needs.

With the same antibacterial and non-cytotoxic properties of its flagship CLASSIC product, Hydrofera Blue dressings are effective in all phases of the wound healing process, helping patients get back to their lives, faster.

Faster Healing. Less Cost.

In a retrospective study examining wound treatment data of more than 30,000 patients over a two-year period, Hydrofera Blue dressings combined with an Advanced Wound Management Program showed faster healing times and lower treatment costs.¹

Compared with other advanced wound dressings, Hydrofera Blue showed a 7-day reduction in healing time and 24% reduction in nursing labor cost.

Compared with other commonly used dressings on patients who were not on an advanced wound management program, Hydrofera Blue delivered over a 50% reduction in healing time and a 75% reduction in nursing labor cost.

Now that's powerful wound care.



Find natural balance in *blue*.

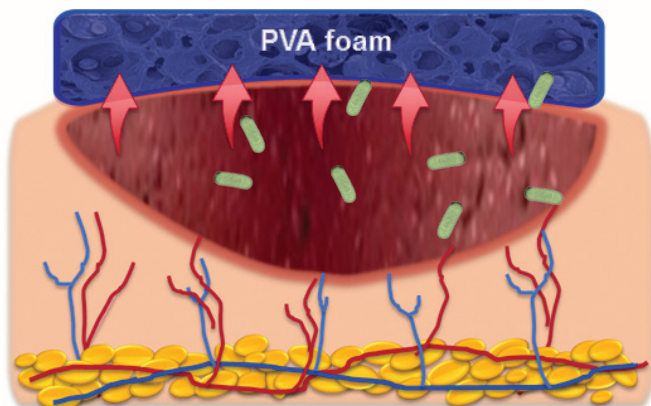
Hydrofera**BLUE**

Hydrofera Blue CLASSIC

Polyvinyl Alcohol (PVA) Foam Dressings

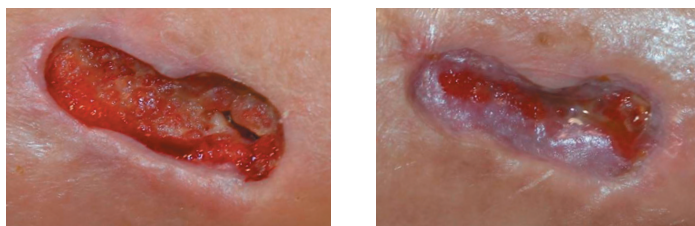
Powerful Wicking

- Wicks bacteria laden exudate into the foam and away from the wound surface with natural negative pressure through capillary flow.



Edge Effect

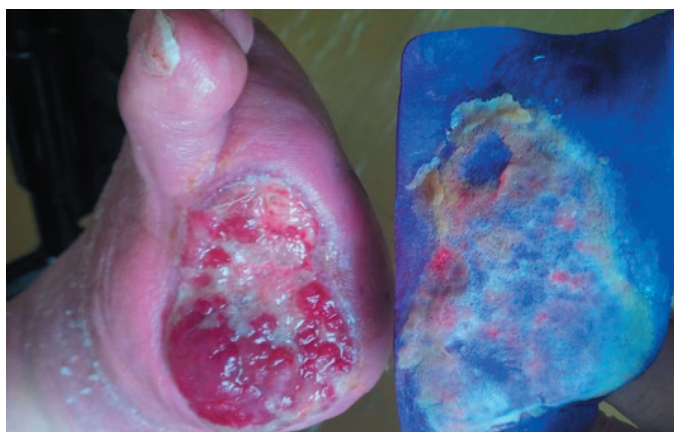
- Multiple authors have noted resolution of rolled or epiboled wound edges with use of Hydrofera Blue CLASSIC dressings.²⁻⁵



Granulating wound bed with epithelial cells on the edge

Debridement

- Example of devitalized tissue removed at dressing change.



The Safe, Non-Cytotoxic Choice

- Ideal for clinicians looking for an alternative to silver dressings
- Less expensive than many silver foam dressings⁵
- Compatible for use with Hyperbaric Oxygen Therapy (HBOT)
- Compatible with growth factors and enzymatic debriders



Hydrate
before use

Wound characteristics

- Deep, tunneling or shallow
- With or without devitalized tissue/slough and debris
- Moderate to heavy exudate
- Infected or at risk of infection
- Acute or Chronic Wounds

Clinical benefits

- Continuous wicking, highly absorptive
- Safe, autolytic debridement
- Manages bioburden
- Safe, Non-cytotoxic
- Does not inhibit growth factors
- High tensile strength

Hydrofera Blue READY

Polyurethane (PU) Foam Dressings

Maintains a moist wound environment without the need for hydration and has a wear time of up to seven days, requiring fewer dressing changes.




No hydration required

Wound characteristics

- Shallow wounds
- Moderate to heavy exudate
- Acute or Chronic Wounds

Clinical benefits

- Manages bioburden
- Safe, Non-cytotoxic
- Kills bacteria in the dressing
- Up to 7-day wear time



Broad-spectrum antibacterial protection

- Provided by two organic pigments, methylene blue and gentian violet
- Non-cytotoxic

Absorption


- Absorbs and retains bacteria-laden exudate

Waterproof film backing

Hydrofera Blue READY-Border

Polyurethane (PU) Foam Dressings

Provides a perfect solution for secure wound protection and atraumatic dressing removal.



No hydration required

Perforated Silicone Adhesive Border

- Non-cytotoxic antibacterial protection
- Does not inhibit fibroblasts or growth factors
- Gentle silicone adhesive for atraumatic dressing changes



Secure fit for difficult-to-dress areas and mobility



Atraumatic removal

Wound characteristics

- Shallow wounds
- Moderate to heavy exudate
- Acute or Chronic Wounds


Clinical benefits

- Non-cytotoxic antibacterial protection
- Gentle silicone adhesive for atraumatic dressing changes
- Does not inhibit fibroblasts or growth factors²
- Kills bacteria in the dressing
- Up to 7-day wear time

Secure hold, yet gentle removal

Waterproof and breathable cover film


Intimate contact of foam with the wound bed provides better absorption and bioburden control



Hydrofera Blue **READY-Transfer**

Polyurethane (PU) Foam Dressings

Tackles wounds with higher exudate, managing absorption of the secretions while maintaining a moist wound bed.



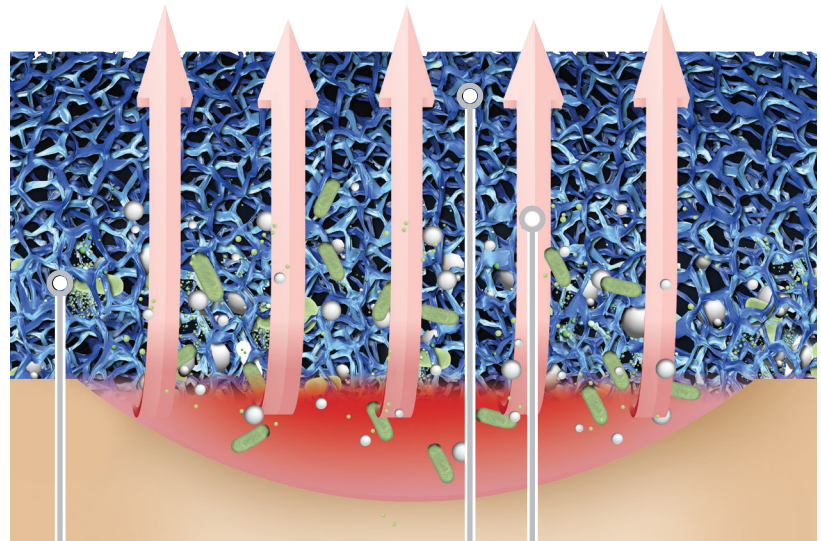
No hydration required

Wound characteristics

- Shallow wounds
- Moderate to heavy exudate
- Acute or Chronic Wounds

Clinical benefits

- Manages bioburden
- Safe, Non-cytotoxic
- Kills bacteria in the dressing
- Up to 7-day wear time



Broad-spectrum antibacterial protection

Absorption
No film backing increases exudate management options


Exudate is transferred into secondary absorbent dressing



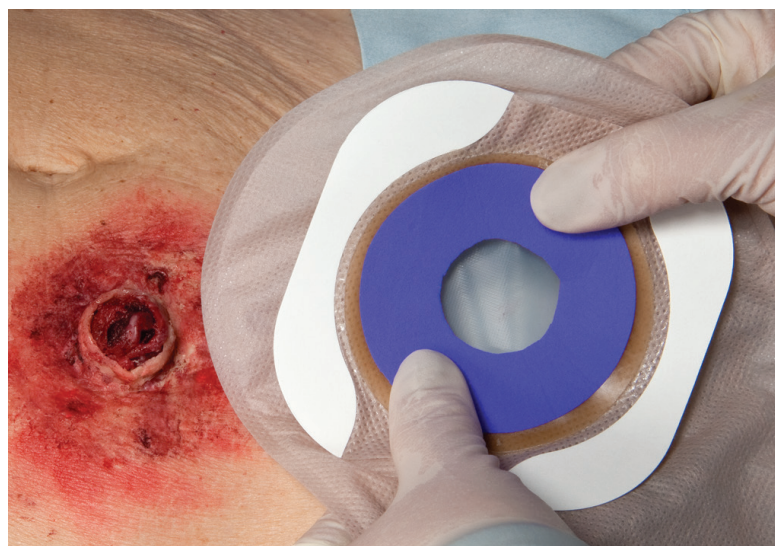
To apply, place READY-Transfer over the entire wound.
Apply absorptive cover dressing.
Can be used with compression wrap and total contact cast.

Hydrofera Blue Specialty Dressings

Hydrofera CLASSIC offers specialty dressings for ostomy appliances and for tunneling applications, where the need to manage bioburden is always a priority.



Ostomy Dressing

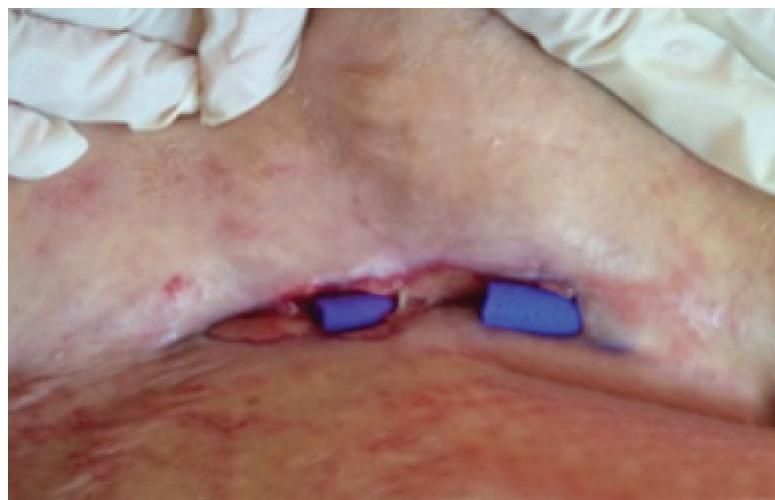


No hydration required

Ostomy Dressing characteristics

- A unique antibacterial wound dressing that can be used under Ostomy barriers
- Manages bioburden, which helps the body's own immune system restore bacterial balance
- Broad spectrum activity against a wide variety of bacteria and yeast commonly found in wounds

Tunnel Dressing



Hydrate before use

Tunnel Dressing characteristics


- A unique antibacterial wound dressing that can be used for Sinus Tracks and Tunnels.
- Wicks bacteria-laden exudate, slough and debris out of the wound
- High tensile strength, easy one-piece removal

Ordering Information:


Hydrofera Blue CLASSIC antibacterial dressings

	Product No	Product Size	Quantity/Box	HCPCS*
	Standard Dressings			
	HB2214	2" x 2" (5 cm x 5 cm)	10	A6209
	HB4414	4" x 4" (10.2 cm x 10.2 cm)	10	A6209
	HB4514	4" x 5" (10.2 cm x 12.7 cm)	10	A6210
	HB6614	6" x 6" (15.2 cm x 15.2 cm)	10	A6210
	HBT0906	9-mm Tunneling Dressing (1.2 g)	10 pair	A6215
	Heavy Drainage Dressings			
	HBHD4450	4" x 4" x 0.5" thick (10.2 cm x 10.2 cm x 1.2 cm)	5	A6209
	HBHD6675	6" x 6" x 0.75" thick (15.2 cm x 15.2 cm x 1.9 cm)	5	A6210
	Dressings With Moisture-Retentive Film			
	HBRF4414	4" x 4" (10.2 cm x 10.2 cm)	10	A6209
	HBRF2258	2.25" x 8" (5.7 cm x 20.3 cm)	10	A6210
	HBRF4475	4" x 4.75" (10.2 cm x 12 cm) Island Dressing; <i>pad size 2" x 2.75" (5 cm x 6.5 cm)</i>	10	A6212
	Ostomy Dressing			
	HBRF2650	2.5" (6.4 cm) Diameter Ostomy Dressing	10	A6209


Hydrofera Blue READY antibacterial dressings

	HBRS2520	2.5" x 2.5" (6.4 cm x 6.4 cm)	10	A6209
	HBRS4520	4" x 5" (10.2 cm x 12.7 cm)	10	A6210
	HBRS8820	8" x 8" (20.3 cm x 20.3 cm)	10	A6211

Hydrofera Blue READY-Transfer antibacterial dressings

	HBRT2525	2.5" x 2.5" (6.4 cm x 6.4 cm)	10	A6209
	HBRT4050	4" x 5" (10.2 cm x 12.7 cm)	10	A6210
	HBRT8080	8" x 8" (20.3 cm x 20.3 cm)	10	A6211

Hydrofera Blue READY-Border dressings

	NEW HBRB4040	4" x 4" (10.2 cm x 10.2 cm)	10	A6212
	HBRB5959	5.9" x 5.9" (15 cm x 15 cm)	10	A6212
	HBRB6080	6" x 8" (15 cm X 20.3 cm)	10	A6213

Caution: Federal (USA) law restricts this device to sale by or on the order of a physician (or properly licensed practitioner). Prior to the use of this device be sure to read the complete information on how to use this device, including Warnings, Cautions and Instructions for Use and all other package inserts supplied with the product.

1. Hurd T. Improving the quality of chronic wound care using an advanced wound management program and Gentian Violet / Methylene Blue-Impregnated Antibacterial Dressings: A Retrospective Study. *Surgical Technology International*, Volume 35, Sept 2019.
2. Edwards K. New twist on an old favorite: gentian violet and methylene blue antibacterial foam dressings. *Adv Wound Care* (New Rochelle), 2016; Jan 15(1):11-18.
3. Swan H, Trovella VJ. Case study review: use of an absorbent bacteriostatic dressing for multiple indications. Poster presented at Clinical Symposium on Advances in Skin and Wound Care; September 9-11, 2011; Washington, DC.
4. Weir D, Blakely M. Case review of the clinical use of an antimicrobial PVA foam dressing. Poster presented at Symposium on Advances in Skin and Wound Care; April 18-21, 2012; Atlanta, GA.
5. Conwell P, Mikulski L, Tramontozzi M. A comparison of two antimicrobial PVA foam dressings: a randomized prospective trial comparing PVA foam with two organic pigments to a silver wound dressing. Poster presented at Symposium on Advanced Wound Care, May 2-5, 2004; Lake Buena Vista, Fla.

For product questions and samples, please call
Customer Service at 1-860-337-7730.

Hydrofera Dressings manufactured by:
Hydrofera, LLC, 340 Progress Drive
Manchester, CT 06042, USA
www.hydrofera.com

Hydrofera, Hydrofera Blue and Hydrofera Blue READY are registered trademarks of Hydrofera, LLC. ©2021
086-0221
MADE IN USA

Hydrofera®