



medi

Eclipse[®]

Super Absorbent Dressings

Effective Exudate
Management

*Adv*ancis
Medical

medi. I feel better.

Five layers of confidence for effective exudate management



Backing layer

- Non-strikethrough, preventing the patient embarrassment associated with leaks
- High moisture vapour transfer rate (MVTR)
- Water-resistant
- Protection from bacteria and infection



Secondary backing layer

- Helps retain the dressing's shape, encouraging even distribution of exudate



CrystalLock layer

- Absorbs exudate and locks it within the dressing to prevent leakage
- Associated bacteria is locked away too, which reduces the risk of infection




Rapid wicking layer

- Draws exudate from the wound bed
- Ensures the wound doesn't dry but maceration is avoided
- Exudate is delivered into the CrystalLock layer



Soft silicone contact layer

- Gently adheres to skin
- Will not adhere to wound bed



Features

- Highly absorbent
- Soft and conformable
- Can be used safely under compression
- Market leading range of sizes
- Unique atraumatic wound contact layer

Benefits

- Reduces the risk of maceration
- Secure fit for patient comfort
- Enhanced healing rates
- Absorption without bulkiness
- Minimize trauma and pain on removal

Eclipse®

Description

Eclipse® is a super absorbent dressing with Crystalock® technology and non-strikethrough backing.

Indications

Moderate to heavily exuding wounds that require compression or retention bandaging.



How much fluid does Eclipse hold?***

Product	SKU	Sizes	Pack Sizes	HCPCS* Code	mL
Eclipse®	CR4503	3in x 3in	10	A6196	69
Super absorbent dressing	CR3818	4in x 4in	20	A6196	122
	CR3769	6in x 6in	20	A6197	275
	CR4439	8in x 8in	10	A6197	488
	CR3743	8in x 12in	20	A6198	732
	CR3808	24in x 16in	10	A6198	2928

Eclipse® ADHERENT

Description

Eclipse® Adherent is a super absorbent dressing with Crystalock® technology, non-strikethrough backing and soft silicone contact layer.

Indications

Moderate to heavily exuding wounds that benefit from soft-adherence and require compression or retention bandaging.



How much fluid does Eclipse hold?***



Product	SKU	Sizes	Pack Sizes	HCPCS* Code	mL
Eclipse® Adherent	CR4504	3in x 3in	10	A6196	69
Super absorbent dressing with silicone contact layer	CR3881	4in x 4in	10	A6196	122
	CR3883	4in x 8in	10	A6197	244
	CR3863	6in x 6in	10	A6197	275
	CR3864	8in x 12in	10	A6198	732

Eclipse® BORDER

Description

Eclipse® Border and Eclipse® Border Oval are super absorbent dressings with Crystalock® technology, non-strikethrough backing, soft silicone contact layer and border, designed to be self-adhesive.

Indications

Moderate to heavily exuding wounds suitable for a bordered dressing.



How much fluid does Eclipse hold?***



Product	SKU	Sizes	Pack Sizes	HCPCS* Code	mL
Eclipse® Border					
Super absorbent dressing with silicone contact layer and border	CR4523	5in x 5in	10	A6196	191
	CR4296	6in x 6in	10	A6197	275
	CR4297	8in x 12in	10	A6198	732
Eclipse® Border Oval					
Super absorbent dressing with silicone contact layer and border	CR4300	4in x 8in	10	A6197	244
	CR4299	6in x 8in	10	A6197	366
	CR4298	8in x 12in	10	A6197	732

***All figures are estimated based on absorbency testing report TR1397 result of 121.91g/100cm².

Eclipse® FOOT

Description

Eclipse® Foot is a super absorbent dressing with Crystalock® technology and non-strikethrough backing. It is uniquely shaped to fit securely around the foot, which is often difficult to dress with regular shaped dressings.

Indications

Moderate to heavily exuding wounds on the foot.



How much fluid does Eclipse hold? **

Product	SKU	Sizes	Pack Sizes	HCPCS* Code	mL
---------	-----	-------	------------	-------------	----

Eclipse® Foot

Super absorbent foot wrap dressing

CR4219

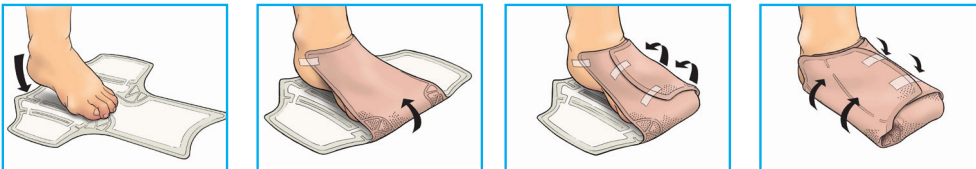
13in x 19in

5

A6198

1932

Application:



Eclipse® BOOT

Description

Eclipse® Boot is a super absorbent dressing with Crystalock® technology and non-strikethrough backing. It is uniquely shaped to fit securely around the lower leg.

Indications

Moderate to heavily exuding wounds on the lower leg.



How much fluid does Eclipse hold? **

Product	SKU	Sizes	Pack Sizes	HCPCS* Code	mL
---------	-----	-------	------------	-------------	----

Eclipse® Boot

Super absorbent leg wrap dressing

CR4237

22in x 19in (SM)

5

A6198

3154

CR4014

24in x 28in (LG)

5

A6198

5124

CR4229

28in x 31in (XL)

5

A6198

5680

Eclipse® Boot Measuring Guide

Item #	Ankle	Calf
--------	-------	------

Small (CR4237)

7in to 8.5in

10in to 15in

Large (CR4014)

8.5in to 12in

15in to 21in

XLarge (CR4229)

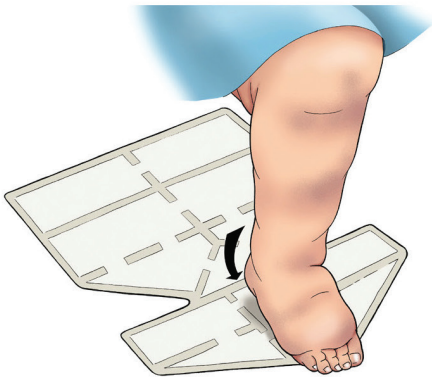
12in to 14in

19.5in to 26in



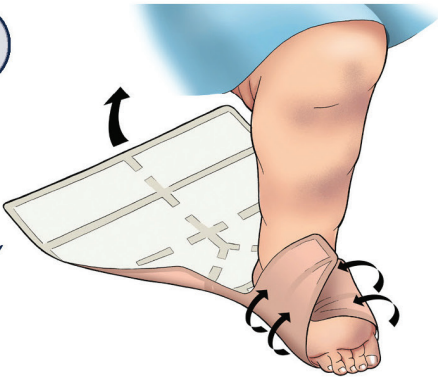
Eclipse® Boot Application Guide

1



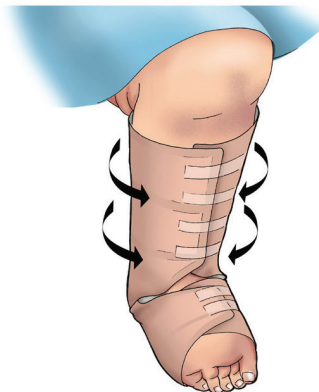
Open out the dressing fully, white side up placing the heel into the small triangle, the top of the triangle pointing towards the patient

2



Fold over the foot one at a time the smaller sections to the left and right and secure with tape

3



Fold both the larger sections one at a time around the leg also securing with tape

Tips:

- Eclipse® Boot can be used under compression
- Wear time will depend on the level of exudate, daily changes may be required, but Eclipse® Boot can be left in place for up to seven days
- Do not cut through the super absorbent pockets on Eclipse® Boot however Eclipse® Boot can be cut along the welded edges to fit a shorter leg or area

Eclipse®

CONTOUR

Description

Eclipse® Contour is a super absorbent dressing with Crystallock® technology and non-strikethrough backing. It is uniquely shaped to mold to body contours ensuring optimum contact with the wound.

Indications

Moderate to heavily exuding wounds in difficult to dress areas like the underarm, abdomen, back, lower leg and thigh.



How much fluid does Eclipse hold?***

Product	SKU	Sizes	Pack Sizes	HCPCS* Code	mL
---------	-----	-------	------------	-------------	----

Eclipse® Contour

Super absorbent multisite dressing

CR4398

12in x 20in

10

A6198

1867

Eclipse®

ADHERENT SACRAL

Description

Eclipse® Adherent Sacral is a super absorbent dressing with Crystallock® technology, non-strikethrough backing and soft silicone contact layer, shaped to fit the sacral area.

Indications

Moderate to heavily exuding wounds on the sacral area.



How much fluid does Eclipse hold?***

Product	SKU	Sizes	Pack Sizes	HCPCS* Code	mL
---------	-----	-------	------------	-------------	----

Eclipse®

Adherent Sacral

Super absorbent sacral dressing with silicone contact layer

CR3985

6.5in x 7.5in

10

A6197

394

CR3986

8.5in x 9in

10

A6198

617

6 ***All figures are estimated based on absorbency testing report TR1397 result of 121.91g/100cm².

Eclipse® Frequently Asked Questions

Can Eclipse® be used as both a primary and secondary dressing?

Eclipse® can be used on all wound types as either a primary or secondary dressing.

What type of wounds is Eclipse® indicated for?

Eclipse is indicated for all wound types with moderate to heavy drainage.

How long can you leave Eclipse® on for?

Wear time will depend on the level of exudate. Daily changes may be required, but Eclipse® can be left in place for up to 7 days.

Can Eclipse® be cut?

All Eclipse® dressings cannot be cut, the edges are sealed, cutting would lead to shedding of the internal components of the dressing.

What should I use to secure Eclipse®?

Eclipse® and Eclipse Adherent® should be secured with the appropriate bandage system, i.e. tubular or compression. The Eclipse Border® dressings are self-adherent due to the soft silicone contact layer and the adhesive on the border, although additional securing can be used as mentioned above.

Can Eclipse® be used under compression?

Yes Eclipse® can be used under compression. Eclipse® is soft and conforming and has the least effect on sub-bandage pressures when polymers in the dressing expanded.

Can Eclipse® be used under pneumatic compression systems?

Yes, the thin and conforming design of the Eclipse is ideal for capturing fluid while patients are utilizing pneumatic compression therapy.

Are there any contraindications?

Not advised for use on arterial bleeds or bleeding wounds, making it difficult to assess blood loss. Not advised for individuals with a known silicone sensitivity.

Ordering information

Eclipse®

Super absorbant, high-capacity dressing to manage high exudate applications

Eclipse® Super absorbent dressings

How much fluid does Eclipse hold?*

Product	SKU	Sizes	Pack Sizes	HCPCS* Code	mL
Eclipse® Super absorbent dressing	CR4503	3in x 3in	10	A6196	69
	CR3818	4in x 4in	20	A6196	122
	CR3769	6in x 6in	20	A6197	275
	CR4439	8in x 8in	10	A6197	488
	CR3743	8in x 12in	20	A6198	732
	CR3808	24in x 16in	10	A6198	2928
Eclipse® Adherent Super absorbent dressing with silicone contact layer	CR4504	3in x 3in	10	A6196	69
	CR3881	4in x 4in	10	A6196	122
	CR3883	4in x 8in	10	A6197	244
	CR3863	6in x 6in	10	A6197	275
	CR3864	8in x 12in	10	A6198	732
Eclipse® Border Super absorbent dressing with silicone contact layer and border	CR4523	5in x 5in	10	A6196	191
	CR4296	6in x 6in	10	A6197	275
	CR4297	8in x 12in	10	A6198	732
Eclipse® Border Oval Super absorbent dressing with silicone contact layer and border	CR4300	4in x 8in	10	A6197	244
	CR4299	6in x 8in	10	A6197	366
	CR4298	8in x 12in	10	A6197	732
Eclipse® Foot Super absorbent foot wrap dressing	CR4219	13in x 19in	5	A6198	1932
Eclipse® Boot Super absorbent leg wrap dressing	CR4237	22in x 19in (SM)	5	A6198	3154
	CR4014	24in x 28in (LG)	5	A6198	5124
	CR4229	28in x 31in (XL)	5	A6198	6930
Eclipse® Contour Super absorbent multisite dressing	CR4398	12in x 20in	10	A6198	1867
Eclipse® Adherent Sacral Super absorbent sacral dressing with silicone contact layer	CR3985	6.5in x 7.5in	10	A6197	394
	CR3986	8.5in x 9in	10	A6198	617

XL Boot holds 1 gallon!

*Code usage should be verified by responsible parties in accordance with all published guidelines. Eclipse dressings are typically billed as:

Alginate or other fiber gelling dressing

**All figures are estimated based on absorbency testing report TR1397 result of 121.91g/100cm².